



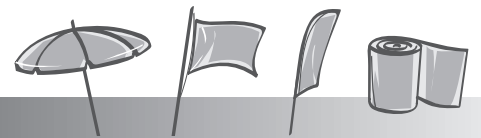
# Montana Banner



- Time limited events, sponsoring, vertical attractive signers.
- Variables sizes (modular structure made out of recyclable aluminium).
- Flags can be easily changed.
- Differents shapes available.
- Easy and fast assembling (3 minutes).
- Light weight system (2,5kg + carrying bag).
- Available per unit (digital print).



# Technical specifications



## Description

- Poles made out of anodized aluminium fitting into each other and blocked with a "click" system.
- Curve given by a stainless steel dart.
- Compatible with standard parasol feet (external segment  $\varnothing = 30\text{mm}$ ).
- Different bases available (vario-drill, parasol feet, ...).
- Flags made out of Polyester 100% 3-Threads or Maya.
- Reinforced hem at the top made out of the same cloth and colour as the flag.
- Fastening bottom clip.
- Packing : in cardboard boxes per unit (14x14x133cm).
- Carrying bag available.

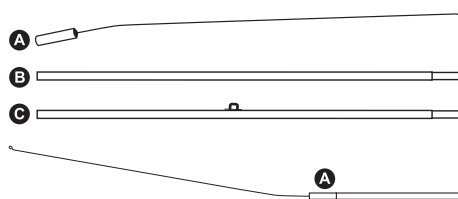


## Sizes

3 sizes available :

- Montana : 220x85cm  
Total height of the pole : 295cm
- Montana : 330x85cm  
Total height of the pole : 405cm
- Montana : 440x85cm  
Total height of the pole : 515cm

Number of segments per size :

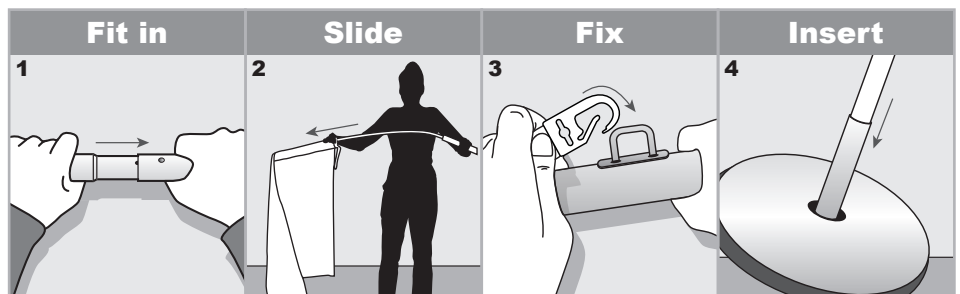


	A	B	C
220x85cm	1x	1x	1x
330x85cm	1x	2x	1x
440x85cm	1x	3x	1x

## Assembling

1. Fit the segments into each other starting with the base (C) and finishing with the dart (A).
2. Slide the pole into the flag.
3. Fix the flag on the hook of the segment (C) thanks to the clip.
4. Insert the pole in the base.

Employment disadvised by winds higher than 5/6 Beaufort.



## Bases


Several bases are available.

Do never block the pole in the base when the "Montana" model is outside, you must allow him to rotate.

> Outdoor



> Indoor



> Outdoor



> Indoor

